
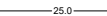






LEGEND

-  BUILDING ENVELOPE
-  -25.0 PROPOSED MAJOR CONTOURS
-  -26.0 PROPOSED MINOR CONTOURS
-  SW PROPOSED INTERLOTMENT DRAINAGE
-  S PROPOSED SEWER LINE
-  W PROPOSED WATER MAIN



NOTE:
ALL DIMENSIONS, AREAS, EASEMENTS LEVELS & SERVICES ARE SUBJECT TO FINAL SURVEY, DESIGN & AUTHORITY ACCEPTANCE



HILLVIEW
LOUTH PARK

Project No.	Dwg No.	Rev.
20433M	LOT 902	1
Current as of:		
19 AUGUST 2021		