

LOT 303

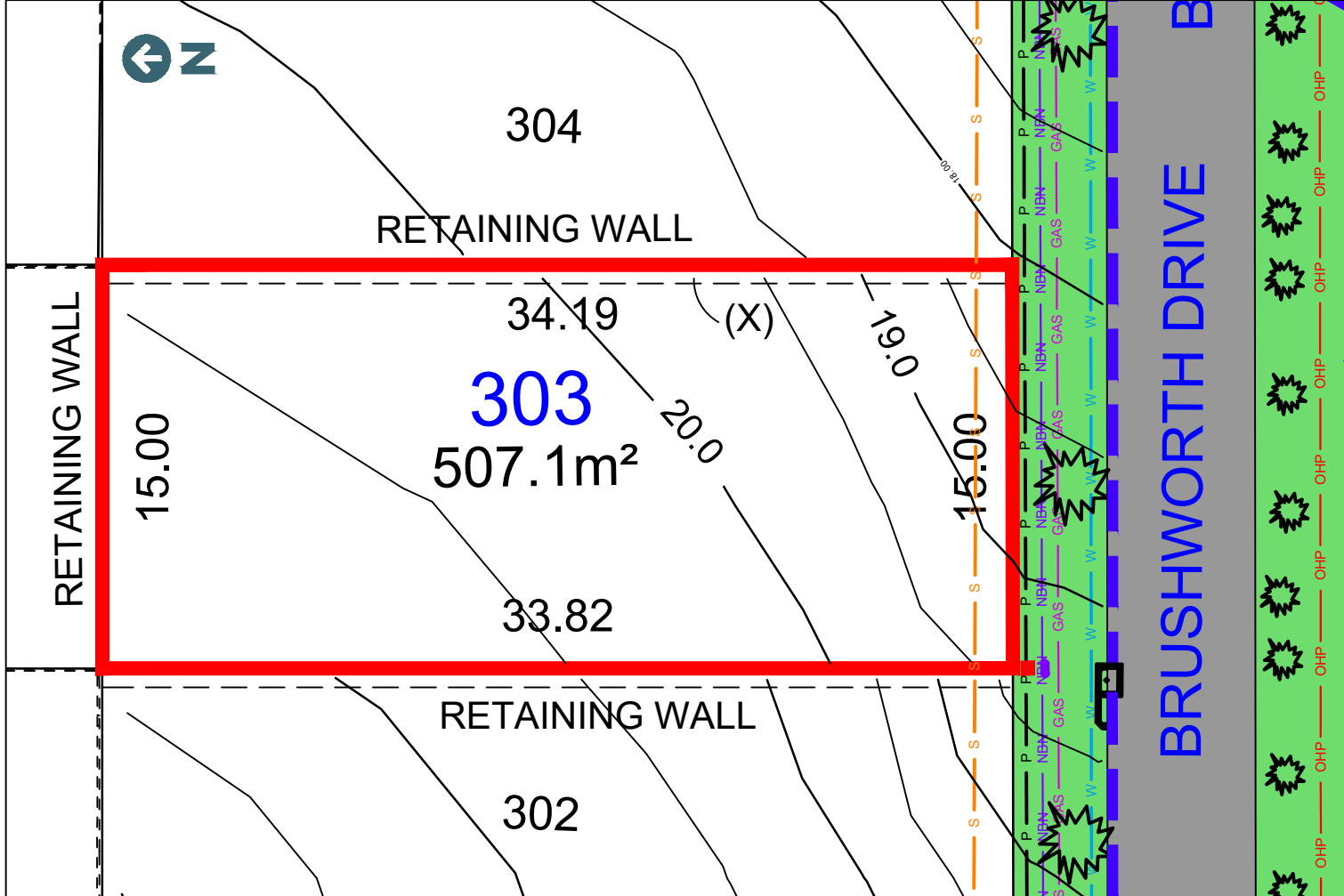

BRUSHWORTH DRIVE
EDGEWORTH

Heartwood

Home is where the heart is

PRELIMINARY SITE ANALYSIS PLAN

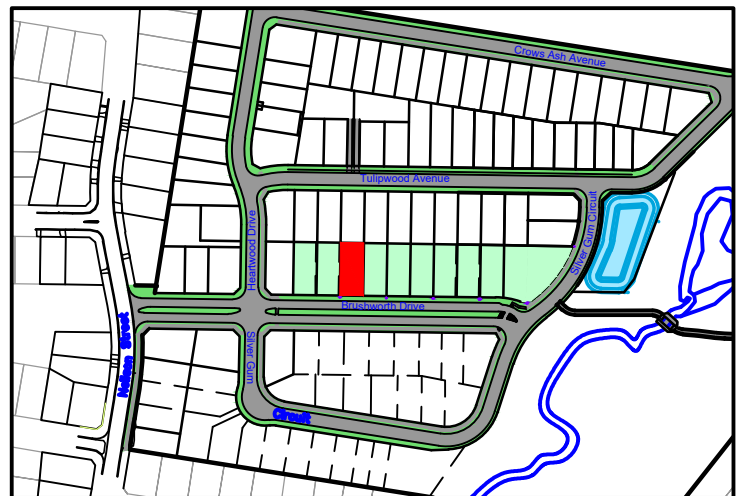
SCALE 1:250 @ A4



LEGEND:

- | | | | |
|--|--------------------|--|--------------------|
| | TELSTRA /NBN PIT | | STORMWATER PIPE |
| | HYDRANT | | SEWER MAIN |
| | STOP VALVE | | WATER MAIN |
| | SEWER MANHOLE | | TELSTRA /NBN |
| | LIGHT POLE | | UNDER GROUND POWER |
| | STORMWATER PIT | | UNDER GROUND POWER |
| | ELECTRICITY PILLAR | | RETAINING WALL |
| | STREET TREES | | |
- (X) - RESTRICTION ON USE OF LAND
RESTRICTIONS ON USE OF LAND AFFECT THE LOT
CONTOUR INTERVAL 0.5m

MASTER PLAN



DISCLAIMER/ NOTES:

- This Preliminary Site Analysis Plan has been collated from various sources of design information and is provided for convenience to assist Purchasers in obtaining quotations/tenders for dwelling construction.
- This document does not form part of the Contract of Sale of the Land.

