

# LOT 306

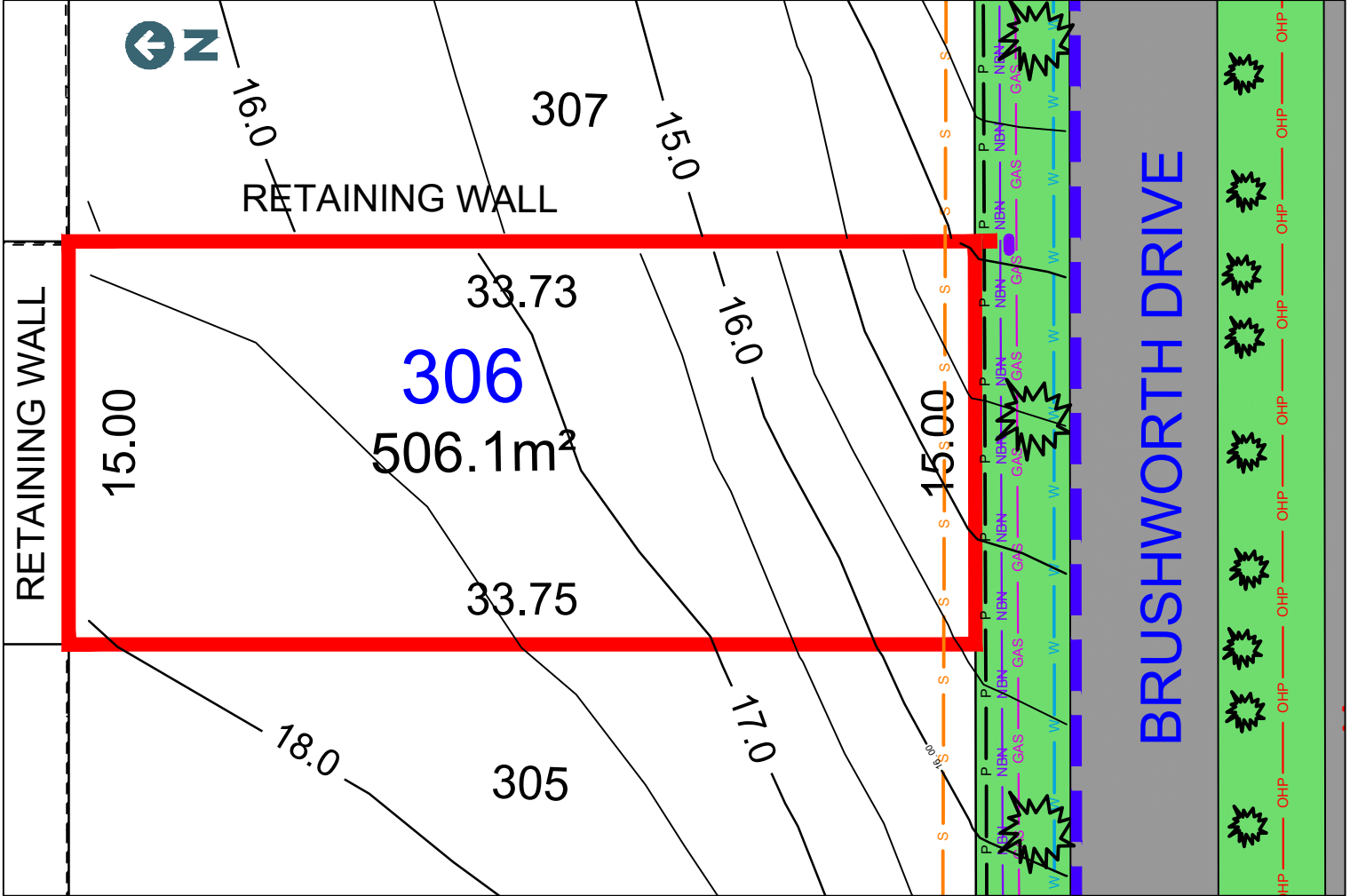

BRUSHWORTH DRIVE  
EDGEWORTH

# Heartwood

Home is where the heart is

## PRELIMINARY SITE ANALYSIS PLAN

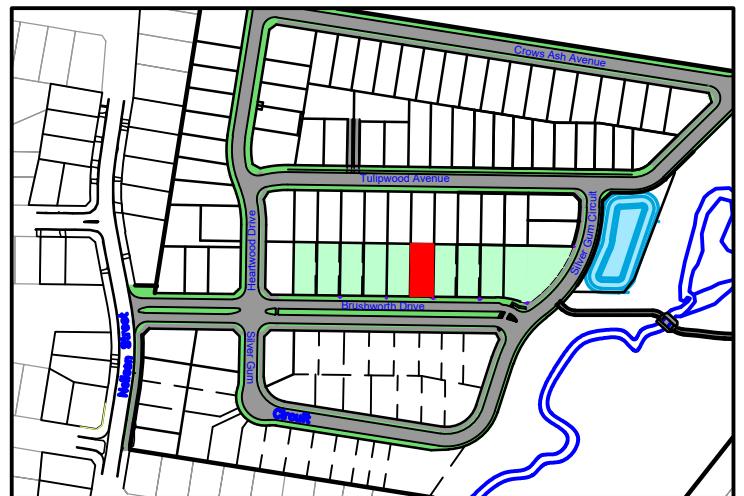
SCALE 1:250 @ A4



### LEGEND:

- |  |                    |  |                    |
|--|--------------------|--|--------------------|
|  | TELSTRA /NBN PIT   |  | STORMWATER PIPE    |
|  | HYDRANT            |  | SEWER MAIN         |
|  | STOP VALVE         |  | WATER MAIN         |
|  | SEWER MANHOLE      |  | TELSTRA /NBN       |
|  | LIGHT POLE         |  | UNDER GROUND POWER |
|  | STORMWATER PIT     |  | UNDER GROUND POWER |
|  | ELECTRICITY PILLAR |  | RETAINING WALL     |
|  | STREET TREES       |  |                    |
- (W) - RESTRICTION ON USE OF LAND  
RESTRICTIONS ON USE OF LAND AFFECT THE LOT  
CONTOUR INTERVAL 0.5m

### MASTER PLAN



### DISCLAIMER/ NOTES:

- This Preliminary Site Analysis Plan has been collated from various sources of design information and is provided for convenience to assist Purchasers in obtaining quotations/tenders for dwelling construction.
- This document does not form part of the Contract of Sale of the Land.

